


















## SDGs Matrix

Based on the results and issues in the previous Three-year Business Plan, BEACON 2030 Phase I, Nihon Kohden has partially reviewed its material issues and KPIs for sustainability, and created the SDGs Matrix. The SDGs Matrix identifies the main goals and targets to which our material issues and KPIs can contribute, in relation to the 17 goals and 169 targets indicated by the SDGs. By identifying materialities using the SDGs as a compass, we can take a strategic approach by incorporating a sustainability perspective into our management. Nihon Kohden will link its business activities to solving social issues and contribute to creating a sustainable society.

\*Figures are not disclosed.

ESG	Seven core subjects	Issues	Materiality	KPI																				
S	Community involvement and Development	Medical Issues	Expand access to AEDs	Number of AEDs sold			3.1 3.2 3.4 3.d						9.a		11.3							17.17		
				Number of AED training sessions and participants			3.1 3.2 3.4																	
				Increase AED utilization rate			3.1 3.2 3.4																	
	Consumer Issues	Automatic control of medical equipment	Number of hospitals that have introduced AsisTIVA			3.1 3.2 3.3 3.4							9.5									17.17		
			Spread robotic anesthesia systems																					
			Develop and provide sensors which are gentle on the patient	Number of products sold that are equipped with unique technologies			3.d																	
				Spread minimally invasive monitoring technologies																				
	Community involvement and Development	Advanced alarm management	Number of products sold that are equipped with alarm reduction algorithms									8.2	9.4									17.17		
			Number of newly contracted hospitals that utilize alarm reports																					
			Reduce unnecessary alarms																					
			Promote DHS Vision	Number of hospitals that have introduced early warning scores			3.2 3.4 3.d																	
	Number of hospitals that have introduced remote ICU systems				3.3 3.4 3.8 3.d																			
	Number of cloud service enabled products sold	1.5			3.8 3.d																			
	Spread medical DX	1.5 1.a			3.1 3.2 3.3 3.4 3.8 3.d																			
	Consumer Issues	Spread remote monitoring systems	Number of connection to MD Linkage sold and number of connected models			3.1 3.2 3.3 3.4									12.4									
			Spread remote maintenance																					
	E	The environment	Environmental Issues	Realizing carbon neutrality	Group-wide CO <sub>2</sub> emissions									8.4			11.6						17.17	
Number of models and sales ratio of environmentally friendly products																								
Reduce CO <sub>2</sub> emissions in corporate activities																								
Promote circular economy				Product recycling rate											9.4			12.2 12.4 12.5	13.2 13.3					
				Amount of waste from disposal of products and parts																				
				Number of electronic operation manuals and online product updates																14.1	15.1			17.17
				Reduce raw materials and waste																				
				Amount of water consumption and use of the water cycle							6.4 6.6							12.2 12.4 12.5	13.3					
Protect water resources																								
S	Human rights	Social Issues	Foster a corporate culture of pride in contributing to healthcare	Percentage of employees receiving human rights education				4.7	5.1 5.5 5.b			8.7 8.8		10.2 10.3						16.1 16.2	17.17			
				Prevent human rights risks				5.1																
	Learning and Education hours						4.4 4.7	5.1 5.5			8.5		10.2	11.7	12.8									
	Number of mental/physical health seminars for employees					3.4 3.a 3.d																		
	Strengthen employee engagement						4.3 4.4 4.7	5.1			8.5 8.8		10.2 10.3	11.7										
	Fair operating practices	Number of recalls			3.4 3.8											12.4								
		Improve product utilization rate*																						
		Number of quality control training sessions for employees				4.4										12.8								
		Number of facilities with maintenance contracts*			3.2 3.4										12.4									
		Improve NPS																						
	Organizational governance	Strengthen Group governance	Number of management education sessions at overseas subsidiaries																	16.5				
			Rate of participation in risk management education			3.3 3.9	4.7	5.1	6.3 6.6		8.4 8.7 8.8	9.4	10.2 10.3	11.6 11.7	12.2 12.4 12.5 12.6	13.1 13.2 13.3	14.1		16.1 16.2 16.5	17.17				
Raise awareness of governance																								
Number of internal audit findings at overseas subsidiaries*																		16.5						
Strengthen compliance systems at Group companies																								